

# 920i<sup>®</sup>

PROGRAMMABLE HMI  
INDICATOR/CONTROLLER

Available  
with  
**USB**



**LB** Les Balances  
**LEDUC & THIBEAULT**

[www.leduc-thibeault.com](http://www.leduc-thibeault.com)

# Flexibility. Power. Simplicity

## A masterpiece of innovation

Different, yet intuitively familiar for even the least experienced operators. The 920i® is truly the first of its kind to blend revolutionary user interfaces, total flexibility and ultimate processing performance with the simplicity of a basic weight meter. We have taken the best features from weight instruments, PLCs and computers and added more robust electronics, a crisp graphical display and programmable softkeys. Put it all together inside a virtually indestructible enclosure and you have one of the most advanced HMIs the industry has ever seen. From tailored “basic” weighing, to complex process automation, the 920i gives you exactly what you need, exactly the way you want it.

## Intelligent in concept

While most programmable indicators/controllers can run complicated programs, operating them can be equally difficult. The 920i combines performance-driven circuitry, simplified architecture, and intuitive features to provide an instrument that offers virtually unlimited power, yet is remarkably easy to use. An integrated PS/2 or USB port allows for quick data entry from a keyboard and seamless communication with a PC or other peripheral device.

An unlimited number of customizable soft keys puts increased productivity at your fingertips. Get instant access to frequently used functions such as selecting a formula, starting a batch, beginning a data collection sequence, or searching or sorting a file. When your process changes, soft key functions can easily be modified in the field.

From simple transaction and inventory records to complex data manipulation, the 920i will help you manage critical information in a way that best fits your process. Customize database files to store information like ID numbers, transactions, formulas, label formats, and PLUs. With optional memory upgrades, the 920i can house multiple database files or allow you to download information to a standard data management software program on your PC.

**The ultimate user-interface**  
Character sizes are selectable from .25 up to 1.2 inches to tailor the display to the information required.

**Bar graphs**  
Real-time bar graphs show filling and batching.

**Prompting**  
Customized scrolling prompts guide operators through functions.

**Soft keys**  
Multiple user-defined and preset functions are available simultaneously through five convenient soft keys with easy-to-read scrolling tabs.

**NEMA 4X/IP66**  
Heavy-duty, stainless steel enclosure for enhanced protection in harsh environments.

**Nav-pad**  
Convenient navigation pad increases efficiency and accuracy.

**Graphic icons and messages**  
Alerts operators to setpoint and function status.

**Stainless steel domed switches**  
Heavy-duty tactile feel keys feature stainless domes tested to over five million actuations!

**Event Sequential Protocol**  
The most advanced processing technology in the industry.

# It's all in the box.

## Momentum for business

The 920i delivers the speed you need to stay ahead of the competition. Combining the power of three advanced features, it processes data many times faster than existing programmable instrumentation.

UPDATES PER SECOND



For high-speed checkweighing, batching and filling, single or multiple A/Ds at selectable rates from 7.5 to 960 updates per second, the 920i is as responsive as

they come. The industry's most effective digital filtering and a selectable display update rate ensure accurate, stable weighments.

Until now, performing even simple weighing operations while running a program put your operation into slow motion. We've changed all that with ESP (Event Sequential Protocol) technology. The 920i is a master multi-tasking tool. Similar to computer processing technology, events are identified, prioritized and executed by handlers with unprecedented efficiency. In the time it takes most other programmable instruments to loop through a process cycle and address a single random resource demand, the 920i has already executed a sequence of critical tasks in order of highest priority.

## Flexibility by design

The 920i's modular design allows you to choose only the options necessary for your current application, yet leaves room for future expansion. Whether your process requires multiple scales or connection to other peripherals, the 920i offers a full range of options\* to get the job done.

Easily integrated into new or existing automation systems, the 920i provides open connectivity to the most popular networking interfaces.

\*Requires hardware expansion and is dependent upon option combination.

## Your window of opportunity to a new dimension in process efficiency.

- Real-time bar graphs show filling and batching
- Simultaneously view up to 32 sensor inputs, or up to 4 Legal for Trade scales
- Up to 10 different screens can be programmed to change with your process
- Graphic icons and messages show setpoint and function status



Bar graphs and visual cues inform users when a batch or fill is in process and when it's approaching target weights.



SCALE #1	SCALE #2	SCALE #3	SCALE #4
101001-01	129 lb	82.4199	84012014
101001-02	1927 lb	81.3098	84012014
101001-03	7 lb	84012014	82.4199
101001-04	436 lb	84012014	84012014
101001-05	190 lb	81.3098	84012014
101001-06	785 lb	82.4199	84012014
101001-07	45 lb	81.3098	84012014

A 32-channel display capability allows viewing of weight on an individual scale and a combination of totaled scales.



SCALE #1	SCALE #2	SCALE #3	TOTAL
12060	33340	33780	79180

Customized database programs allow you to store, access and analyze critical production information.



## Event Sequential Protocol



completed tasks  
incomplete tasks



## Paired for success



Add advanced diagnostics to the 920i with the optional iQUBE<sup>2</sup> digital diagnostic junction box. When the iQUBE<sup>2</sup> detects an unstable system, it automatically sends a signal to the indicator. The 920i alerts the operator to potential inaccuracies, and will even email findings to your service provider.



# What can the 920i<sup>®</sup> do for your operation?

Visit [www.ricelake.com/920i](http://www.ricelake.com/920i) to learn more about the 920i and how our revolutionary iRite™ programming tools bring a new level of versatility and simplicity to your operation.

## 920i<sup>®</sup> PROGRAMMABLE HMI INDICATOR/CONTROLLER

### Standard Features

- Large 4.6" W x 3.4" H, 320 x 240 pixel back-lit LCD graphical display
- Selectable character sizes from .25" to 1.2"
- Display up to four scale channels with required legal-for-trade information per screen
- Five displayed soft keys with 10 user-defined and 14 preset functions per screen
- Selectable A/D measurement rate up to 960/second
- Power for (16) 350Ω load cells per A/D option card
- Peak hold, rate of change
- Audit trail tracking and alibi storage
- Multiple range/interval weighing
- Four bidirectional communication ports
- Local/remote keypress operation
- Operator prompts/256 widgets
- Multiple screens (program control)
- Eight onboard data bases
- Six onboard digital I/O
- 100 configurable setpoints
- Two onboard option card slots
- 1,000-ID truck registers for in/out weighing
- Programmable ticket formats - 20 auxiliary print formats
- ESP event-driven processing
- User programmable 512K flash memory
- iQUBE<sup>2</sup> connectivity
- 32 individual scale accumulators
- Front panel or serial configuration/calibration
- NEMA 4X/IP66 stainless steel enclosure
- PS/2 or USB keyboard port for data entry

### Options/Accessories

- Digital I/O, 24 channel
- A/D dual or single channel
- 0-4 kHz pulse input
- Analog output selectable (0-10V, 0-20mA)
- Analog input (-/+ 5VDC, 0-10V, 0-20mA)
- Thermocouple (E, J, K, N, T)
- Memory, 1 MB (14 MB optional)
- Two channel serial (RS-232, RS-485 and 20mA)
- Two- and six-card expansion boards
- DC-DC 9-36 converter
- PS/2 or USB keyboard
- Fiber optic interface
- Trans-reflective display for sunlight applications



### Communication protocol cards

- DeviceNet™
- Allen-Bradley® Remote I/O
- EtherNet/IP™
- ControlNet™
- Profibus® DP
- Ethernet TCP/IP 10/100 Base-T
- Wireless LAN (Wi-Fi)

### Enclosure Options

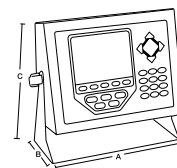
#### Universal Mount

##### Common Applications

- General purpose indoor/outdoor
- Confined space
- Data entry

##### Model-Specific Features

- 360° mounting configuration
- Accommodates two option cards internally (up to 14 total)



A = 10.8" B = 5.3" C = 10.9"

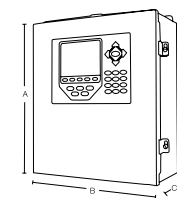
#### Wall Mount

##### Common Applications

- Control systems
- Industrial indoor/outdoor
- Material handling

##### Model-Specific Features

- Space for manual overrides
- Accommodates eight option cards internally (up to 14 total)
- Accommodates internal relays



A = 18" B = 14.3" C = 6.75"

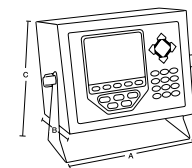
#### Deep Universal Mount

##### Common Applications

- General purpose indoor/outdoor
- Four option cards

##### Model-Specific Features

- Ergonomically efficient
- Accommodates four option cards internally (up to 14 total)



A = 11" B = 5.25" C = 10.8"

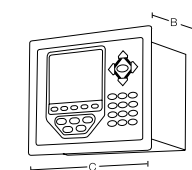
#### Panel Mount

##### Common Applications

- Process control
- Retrofit existing panels
- Custom consoles

##### Model-Specific Features

- Optimizes panel space
- Accommodates four option cards internally (up to 14 total)



A = 9.2" B = 5.2" C = 11.6"

### Approvals



CC #01-088  
Accuracy Class  
III/IIIH P<sub>max</sub>: 10,000



Universal, Deep and  
Wall Mount cUL listed  
Panel Mount cUL recognized



AM-5426  
Accuracy Class  
III/IIIH P<sub>max</sub>: 10,000



UK: 2658  
Accuracy Class  
III P<sub>max</sub>: 6000/10,000

550.691.2111 (Beauharnois)  
514.239.7060 (Montréal)  
613.794.4133 (Ottawa)  
1.877.691.2111 (Sans Frais)  
info@leduc-thibeault.com



Les Balances LEDUC & THIBEAULT Inc.  
200 Robert McKenzie  
Beauharnois, Qc J6N 0N9 • Canada  
TEL: 450-691-2111

www.leduc-thibeault.com